



## Overview


Formative is a web-based tool that allows to create digital formative assessments, tasks, or assignments. Students' work can be seen in real-time and trainers can give feedback and track students' progress. Not only does Formative allow to include a wide variety of question types, but also all sorts of media can be embedded.

## Objective of the resource

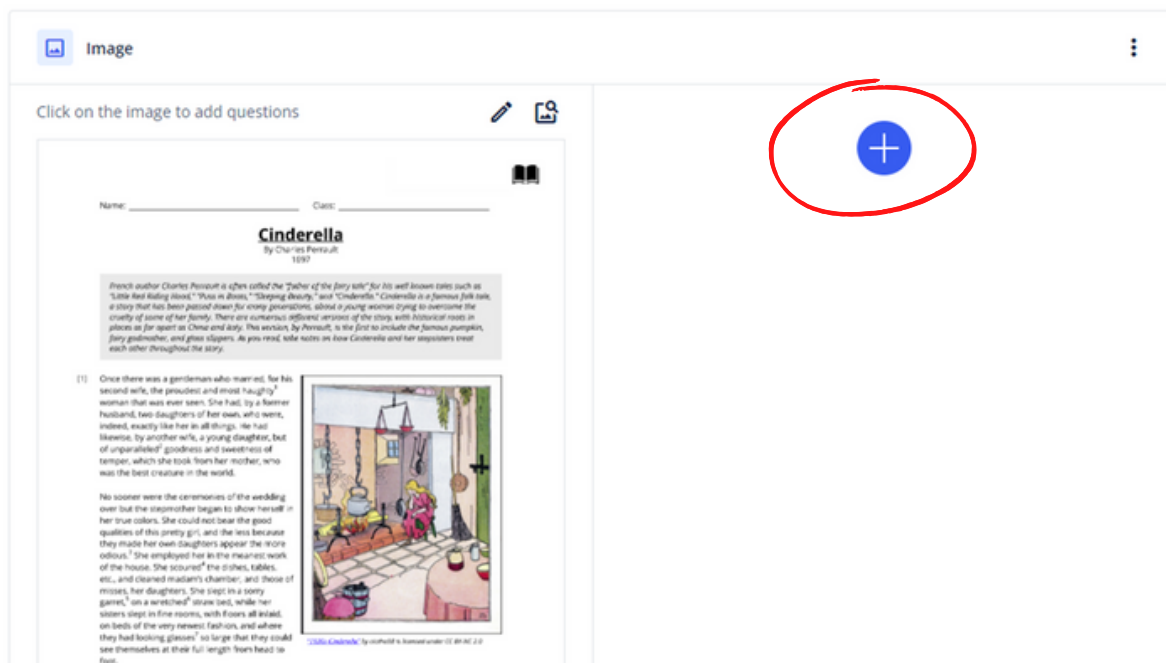
The objective of this resource is to help you create a reading comprehension activity with Formative that can be submitted to the students of your online or blended course.

## Steps

1. Access [www.formative.com](http://www.formative.com)
2. Sign up as a teacher. It's free!
3. Create your Formative. Upload the text you want to submit to your students, be it a .PDF or .doc.



4. Your document will be turned into an image. You can add questions over any part of it. You can choose between a wide number of options.



MAP - Motivate. Act. Promote - n. 2020-1-ES01-KA204-081780



- Audio
- Audio Response
- Hot Spot
- Numeric
- Embed
- Categorize
- Hot Text
- Resequence
- Image
- Drag and Drop
- Inline Choice
- Short Answer
- Slides
- File Response
- Match Table Grid
- Show Your Work
- Text
- Fill In The Blank
- Matching
- T/F True Or False
- Video
- Free Response
- Multiple Choice
- Video Response
- Whiteboard
- Graphing
- Multiple Selection

5. When you have finished, click on “Assign” and choose how to share the assignment with your students: quick code, link, google classrom, embed code



Interface showing assignment creation with questions and answer options.

Buttons: Edit, Responses, Preview, Assign

Question 1: Short Answer (2 points)

1. When was "Cinderella" published?

Add a correct answer

Show Your Work: Required

Question 2: T/F True Or False (1 point)

2. Cinderella's stepmother had 3 daughters on her own

True

False

Show Your Work: Required

Select standards set

6. This is how the assignment will look from the students' side:

## Text comprehension

Assigned to Guests | Student Paced | 2 Questions

1
2

[zoom in](#)

Name: \_\_\_\_\_ Class: \_\_\_\_\_


### Cinderella

By Charles Perrault  
1697

French author Charles Perrault is often called the "father of the fairy tale" for his well-known tales such as "Little Red Riding Hood," "Puss in Boots," "Sleeping Beauty," and "Cinderella." Cinderella is a famous folk tale, a story that has been passed down for many generations, about a young woman trying to overcome the cruelty of some of her family. There are numerous different versions of the story, with historical roots in places as far apart as China and Italy. This version, by Perrault, is the first to include the famous pumpkin, fairy godmother, and glass slippers. As you read, take notes on how Cinderella and her stepisters treat each other throughout the story.

[1] Once there was a gentleman who married, for his second wife, the proudest and most haughty woman that was ever seen. She had, by a former husband, two daughters of her own, who were, indeed, exactly like her in all things. He had likewise, by another wife, a young daughter, but of unparalleled goodness and sweetness of temper, which she took from her mother, who was the best creature in the world.

No sooner were the ceremonies of the wedding over but the stepmother began to show herself in her true colors. She could not bear the good qualities of this pretty girl, and the less because they made her own daughters appear the more odious.<sup>1</sup> She employed her in the meanest work of the house. She scoured the dishes, tables, etc., and cleaned madam's chamber, and those of misses, her daughters. She slept in a sorry garret,<sup>2</sup> on a wretched straw bed, while her sisters slept in fine rooms, with floors all inside, on beds of the very newest fashion, and where they had looking glasses<sup>3</sup> so large that they could see themselves at their full length from head to foot.



"Cinderella" by Charles Perrault is licensed under CC BY-NC 2.0

\* REQUIRED 2

1. When was "Cinderella" published?

Type a response

\* REQUIRED 1

2. Cinderella's stepmother had 3 daughters on her own

True

False

7. As students do the assessment, the teacher can view the responses in real time and provide feedback. After all students have finished the assessment, teacher can close the assignment and view the response reach question or get a summary of class scores (Closed questions are scored automatically, while open questions will have to be graded manually). Data can be exported in a spreadsheet.

Text comprehension

[Preview](#)
[Assign](#)

|                 | TOTALS |      | 1          | 2          |
|-----------------|--------|------|------------|------------|
| AVERAGE         |        |      |            |            |
| Teacher Preview |        |      |            |            |
| Student 1       | ✓      | 100% | ██████████ | ██████████ |
| Student 2       | ⚡      | 50%  | ██████████ | ██████████ |
| Student 3       |        | 100% | ██████████ | ██████████ |

View scores by: [Percent](#)

Sort by [▼](#)

Export

## Materials

The following materials will be needed:

- Computer/tablet/smartphone
- Stable internet connection

