



Overview

In order to be proficient in a foreign language, acquiring speaking skills is fundamental. Teaching and measuring the ability to speak in a foreign language are of great importance for all levels of education, however it is particularly difficult, especially in online and blended classes. Technology has provided several educational tools for this purpose, one of these is Flip, previously known as FlipGrid. It is a social learning platform where students can post a video in response to the teacher's questions. It is particularly useful to assess speaking skills because it gives the chance to both teachers and peers to give a feedback.

Objective

The main objective of this resource is to allow you to create digital formative assessments, tasks, or assignments using Flip in its free version.

Steps

1. Access www.flip.com and sign up. It's free!
2. Create a group, name it and invite your students sharing the link or adding their emails.

The screenshot shows the Flip.com 'Create group' page. At the top right, there are navigation icons for 'Groups', 'Camera', and a user profile. Below the navigation bar, there are '0 Groups' and '0 Topics' indicators. A red circle highlights a '+ Group' button in the top right corner. The main heading is 'Create group'. Underneath, there is a 'Name' field containing 'Speaking skills assessment'. Below the name field is a theme preview image of headphones with an 'Edit theme' button. The 'Invite members (optional)' section is expanded, showing a 'Link' field and 'Who Can Join?' options: 'Anyone with the link' (selected) and 'Only people you approve'. The 'Email' field is also visible at the bottom.

MAP - Motivate. Act. Promote - n. 2020-1-ES01-KA204-081780

3. Create a topic you want to assess your students about. You can write a description or a question to start the discussion. Examples:

- Describe your pet
- Talk about your family
- Are you for or against death penalty? Explain why.

You can embed media and choose the length of the video, from 15 seconds to 10 minutes. Then click on "Post topic".

Create topic

[Details](#) [Settings](#)

* Title

Add a title for your topic

Description

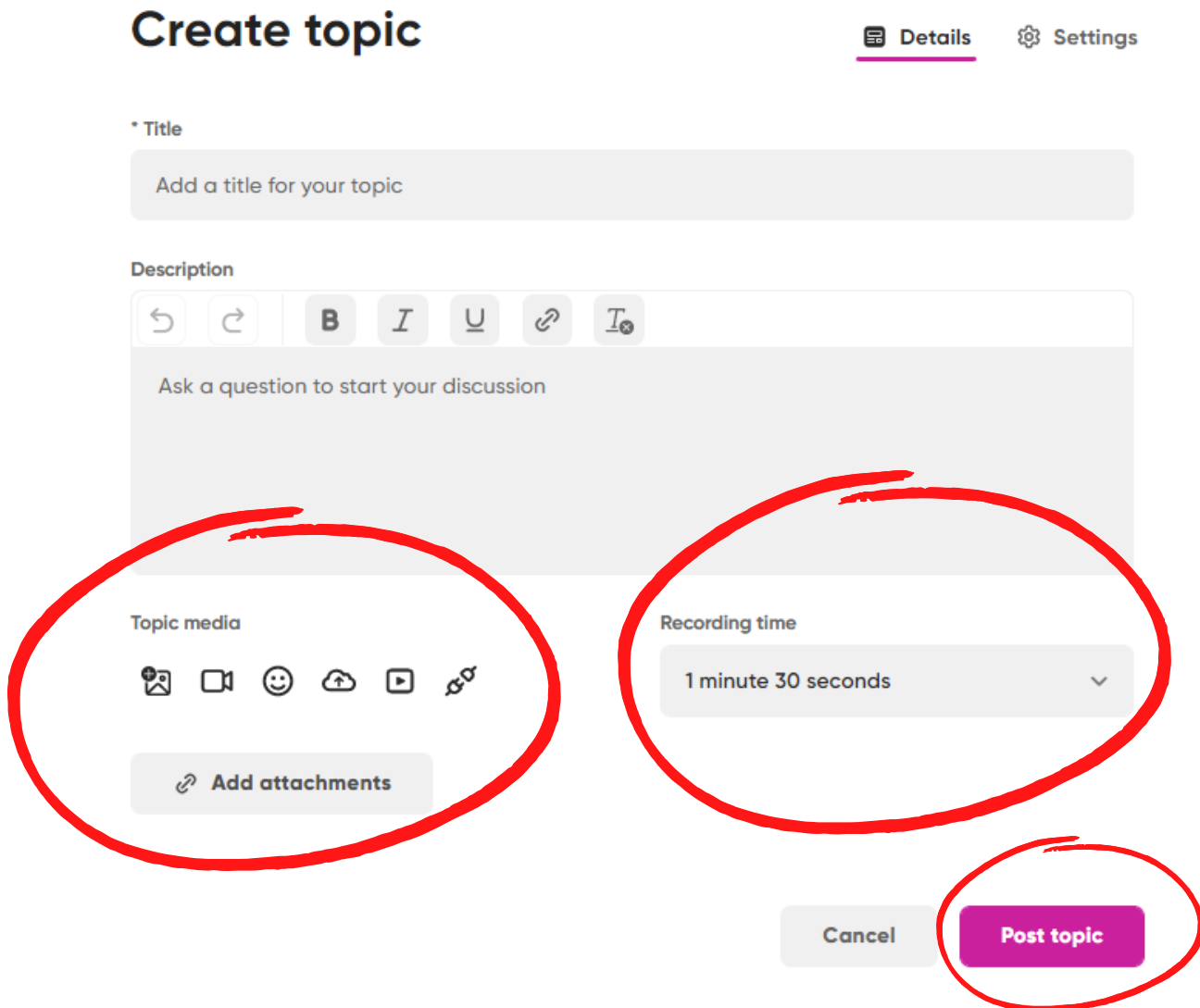
Ask a question to start your discussion

Topic media

Recording time

1 minute 30 seconds

Cancel **Post topic**




4. Share it with your students.

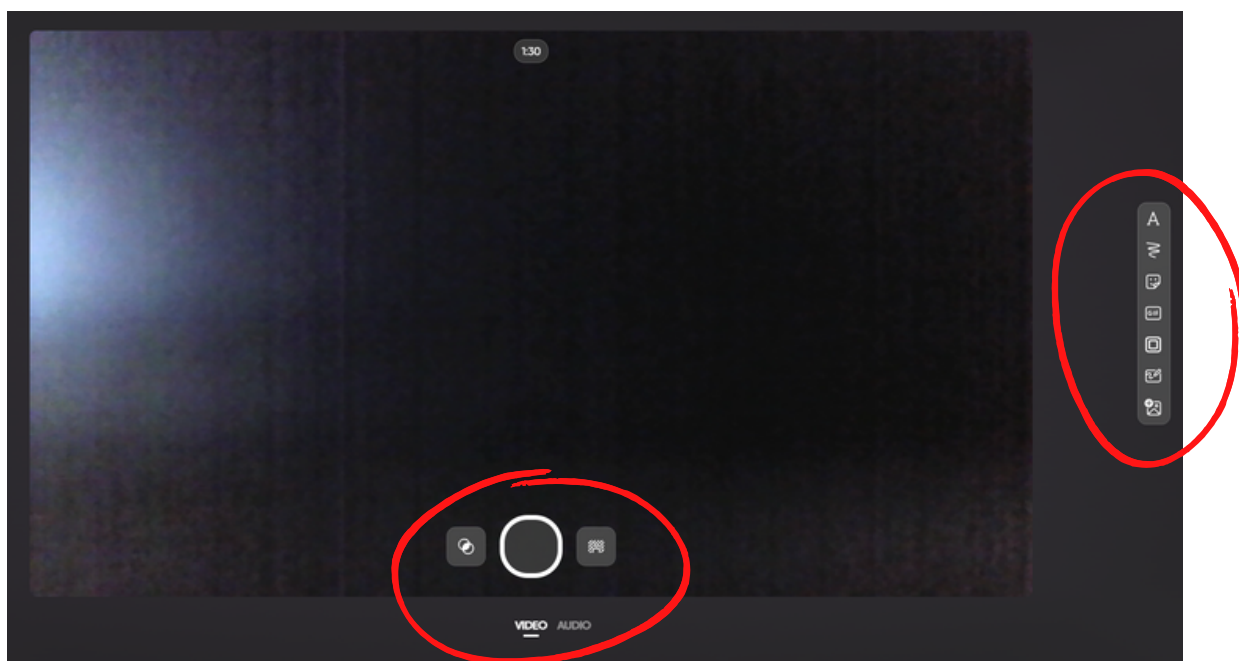
When accessing the assignment, your students will see this, and will have to click on "Add response".

Speaking skills assessment

Describe your pet



They will have access to the Flip camera and will be able to personalize their response using filters, changing the background, adding pictures, texts, and much more.



Materials

The following materials will be needed:

- Computer/tablet/smartphone
- Stable internet connection
- Microphone and webcam

MAP - Motivate. Act. Promote - n. 2020-1-ES01-KA204-081780