



Overview

One of the main issues teachers/trainers and students had to face during the Covid-19 pandemic has been the difficulties related to interaction in online lessons or training sessions. This has often led to demotivation and frustration by both parties.

However, technology has provided several tools to enhance both peer-to-peer and student-teacher interaction. Among these, Wordwall is certainly one of the most appreciated, both for its user-friendliness and the number of available activities templates.

Objective of the resource

The objective of this resource is to help you create an activity to foster teacher - student interaction using Wordwall. It consists in the creation of a random wheel that can be used to interact with your students collecting at the same time feedbacks about your online or blended teaching. The ludic approach will make students feel free to express their opinion.

Steps

What are the steps to complete the activity?

1. Access www.wordwall.net
2. Sign up. It's free!
3. Click on "Create activity"

Wordwall Create better lessons quicker

Home Features My Activities My Results **Create Activity** Upgrade

The easy way to create your own teaching resources.

Make custom activities for your classroom.
Quizzes, match ups, word games, and much more.

Teacher

Printables

Interactives


37,631,685 resources created

4. Click on "Pick a template" and choose the random wheel


Pick a template > Enter content > Play ★ Rate our ideas 🔍 Search templates:

You have used 1 of your 5 resources


INTERACTIVES Sort by: MOST POPULAR ALPHABETICAL




Quiz
A series of multiple choice questions. Tap the correct answer to proceed.




Match up
Drag and drop each keyword next to its definition.




Group sort
Drag and drop each item into its correct group.




Labelled diagram
Drag and drop the pins to their correct place on the image.



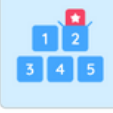
Matching pairs
Tap a pair of tiles at a time to reveal if they are a match.




Missing word
A cloze activity where you drag and drop words into blank spaces within a text.



Random wheel
Spin the wheel to see which item comes up next.




Open the box
Tap each box in turn to open them up and reveal the item inside.



Random cards
Deal out cards at random from a shuffled deck.

5. Choose an activity title and add the items you need. Some examples:

- If you were a teacher/trainer, which online tool would you use in your lesson?
- Do you prefer face-to-face, blended or online classes? Why?
- What do you think about turning the webcam off during classes?
- What do you like about this course and what would you change?
- Which Zoom feature would you like to have in face-to-face classes?
- What do you find most difficult about online classes?

Pick a template > Enter content > Play  Random wheel

Activity Title

+ Instruction

B x^2 x_2 Ω

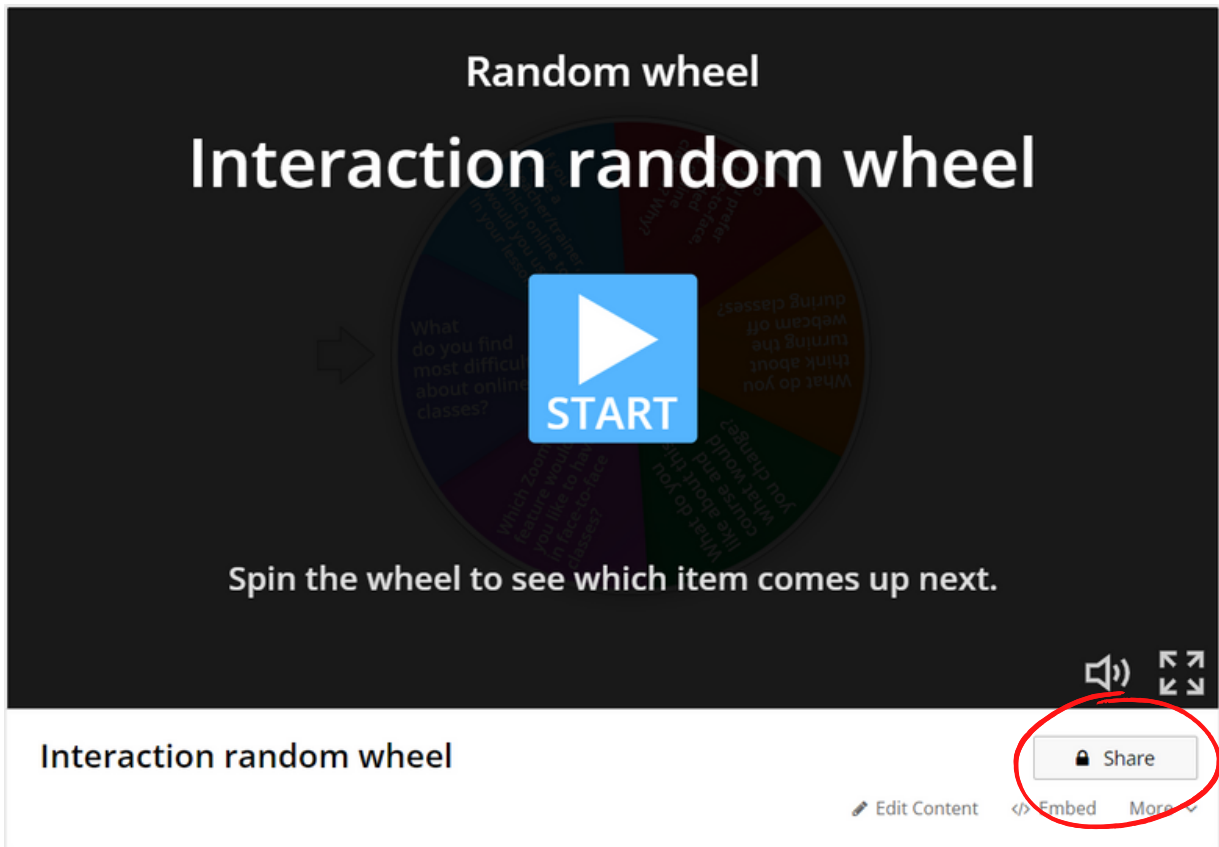
-
-
-

+ Add an item min 3 max 50

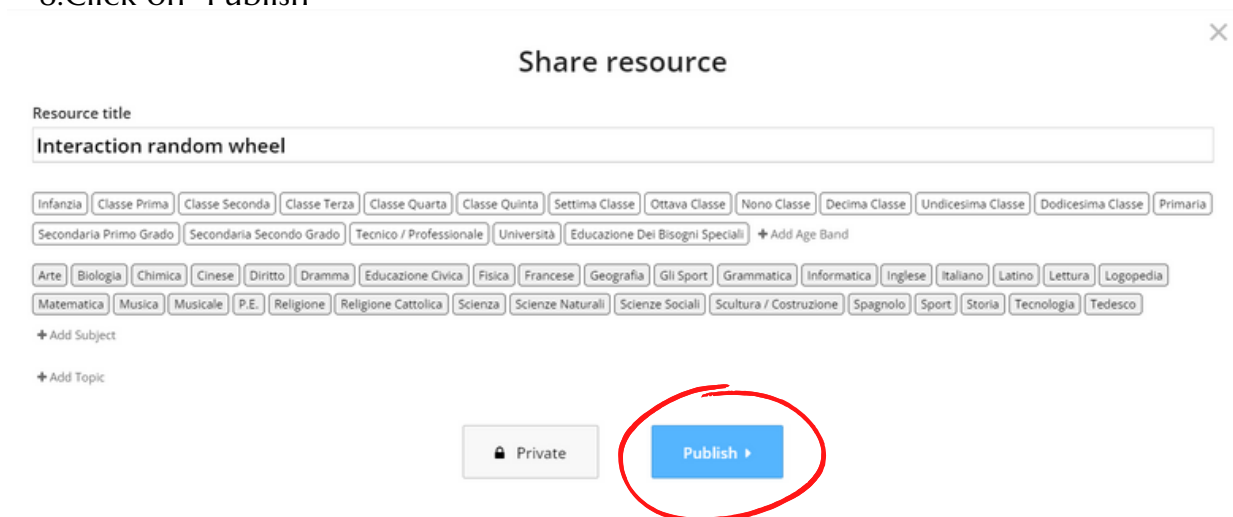
Done

6. Click on "Done", the blue button in the corner

7. Click on "Share"



8. Click on "Publish"



9. Copy the link and send it to your students via Zoom, Meet...



MAP - Motivate. Act. Promote - n. 2020-1-ES01-KA204-081780

10. Each student in turn clicks on "Spin it" and answers the question. The activity can also be teacher-led: you click on "spin it" and decide who must answer



Materials

The following materials will be needed:

- Computer/tablet/smartphone
- Stable internet connection
- Microphone